White-tailed Deer

On the North Shore

Woodland Caribou

Moose in Minnesota

Days Per Year Where Snow Depth is Greater Than 12 Inches

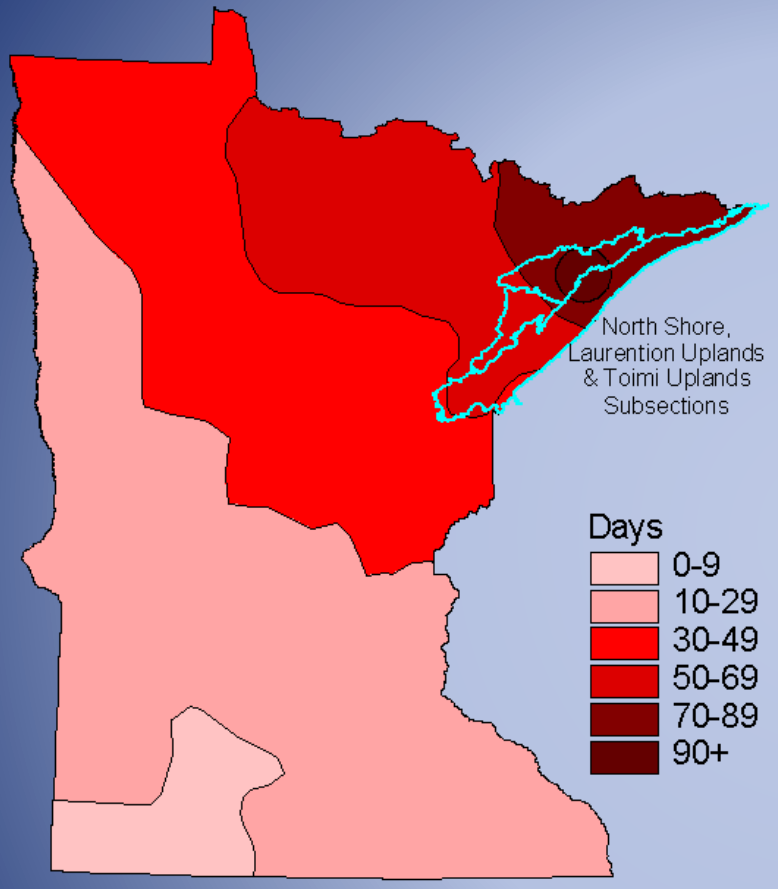

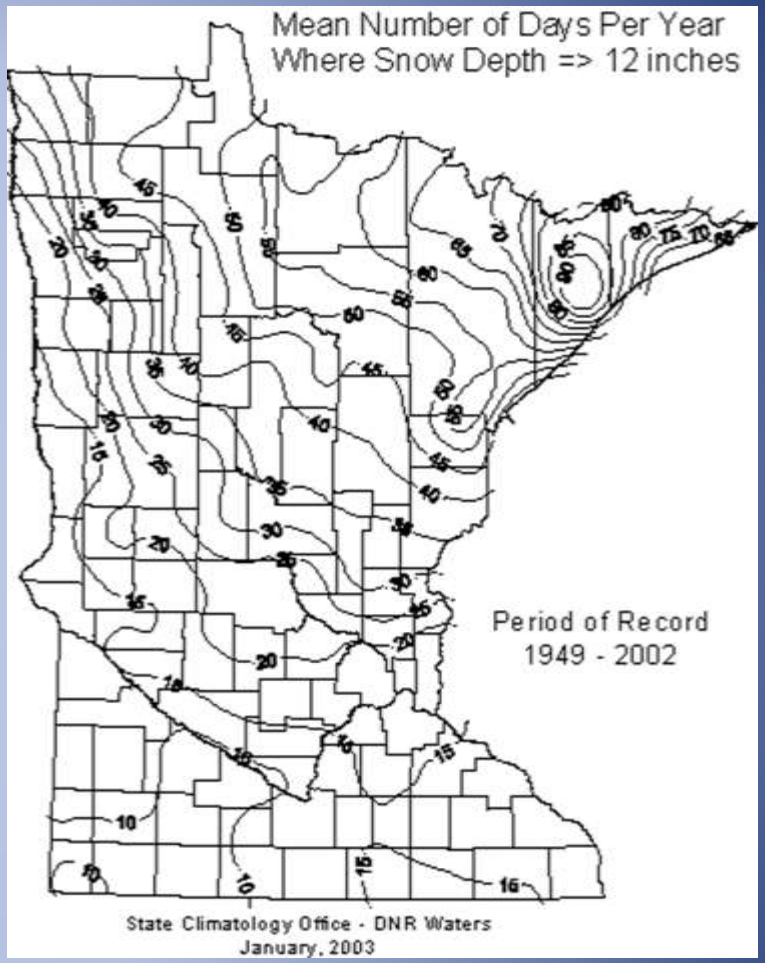

Deer Permit Areas in Moose Range

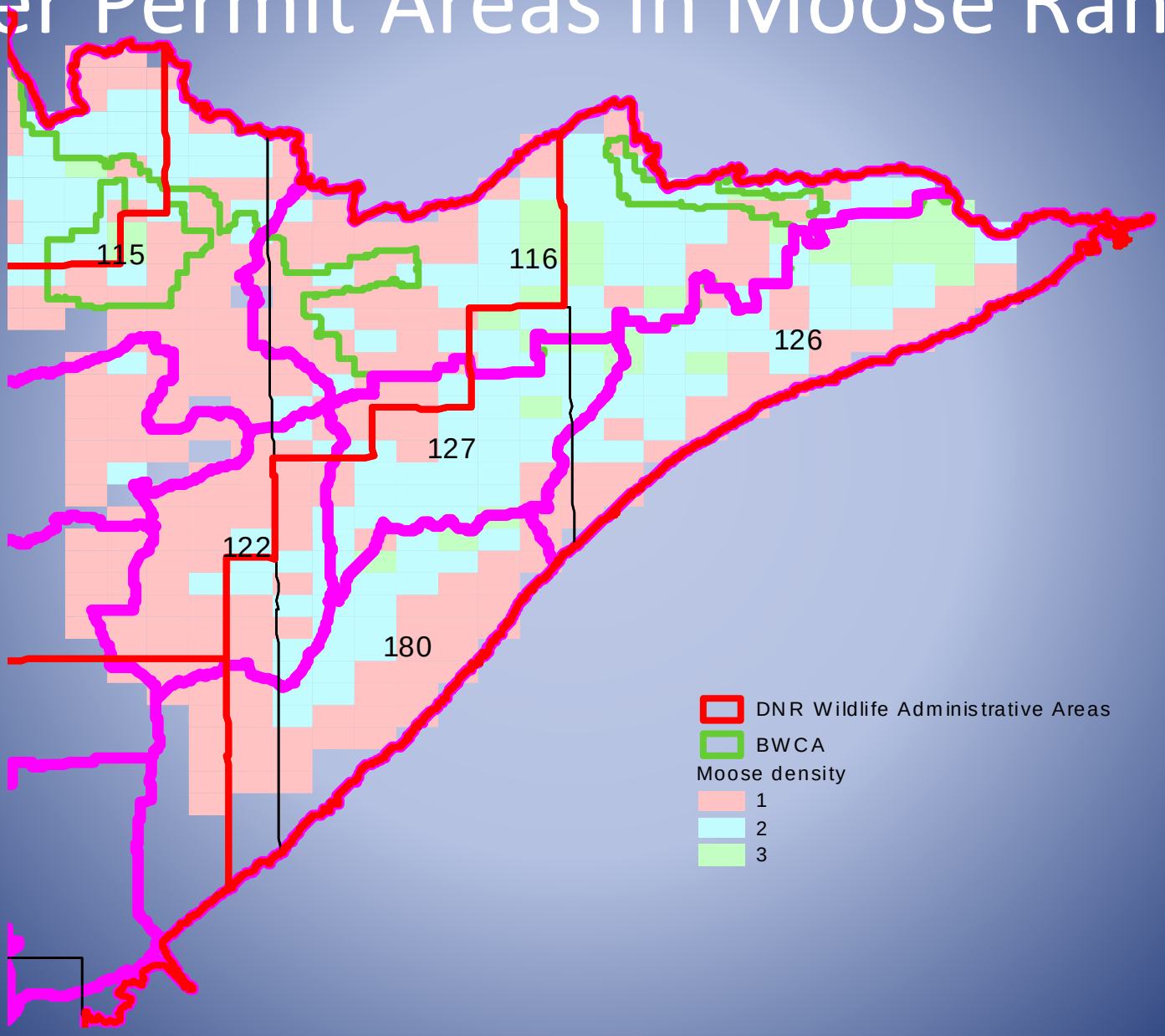

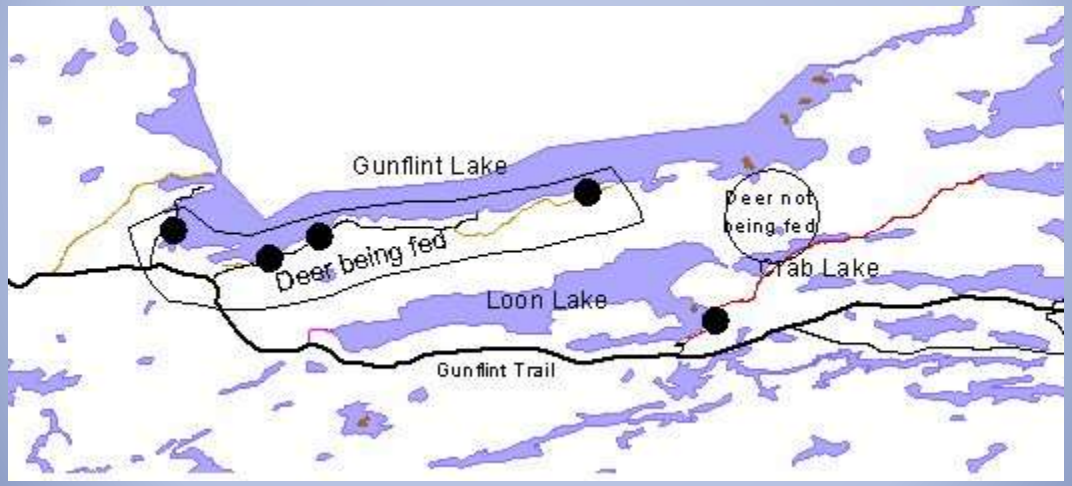
Gunflint Lake
Deer being fed
Deer not being fed
Crab Lake
Loon Lake
Gunflint Trail

Minnesota's moose are disappearing

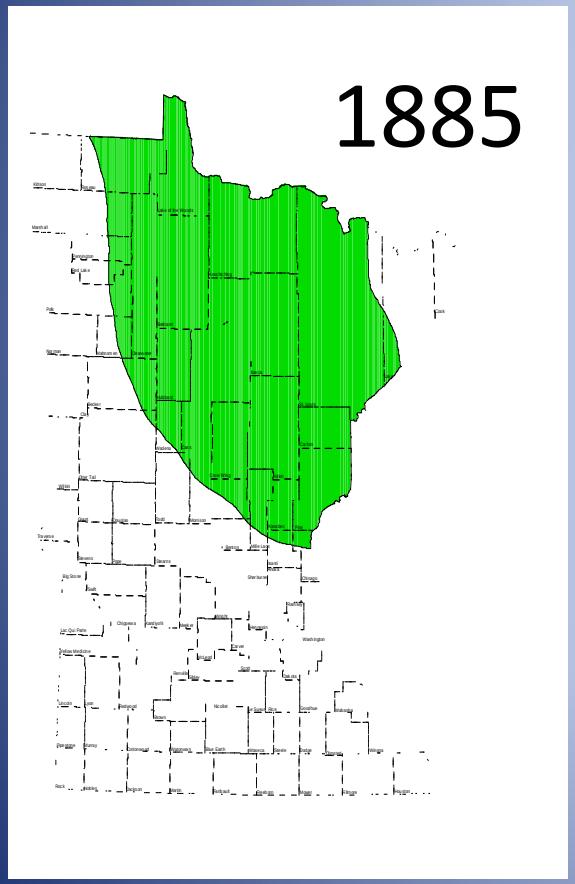

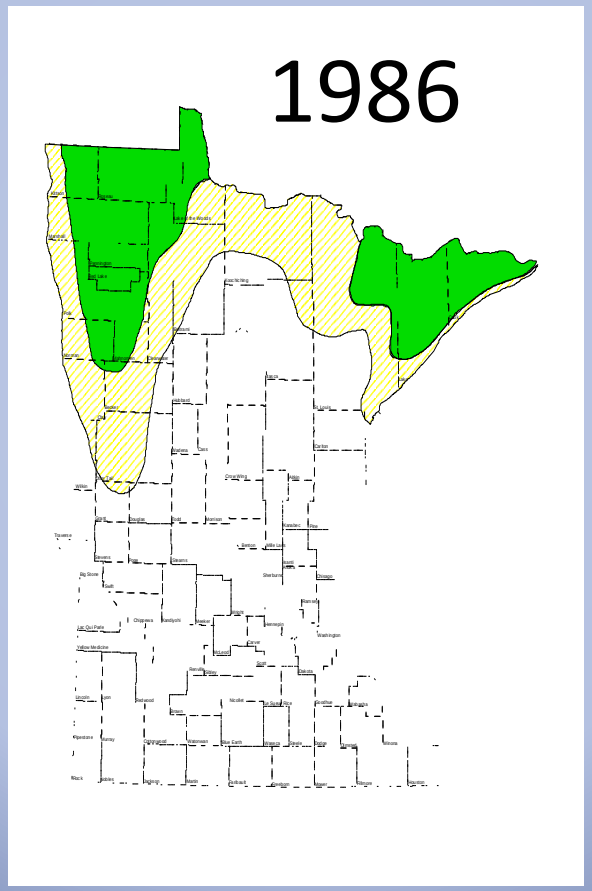

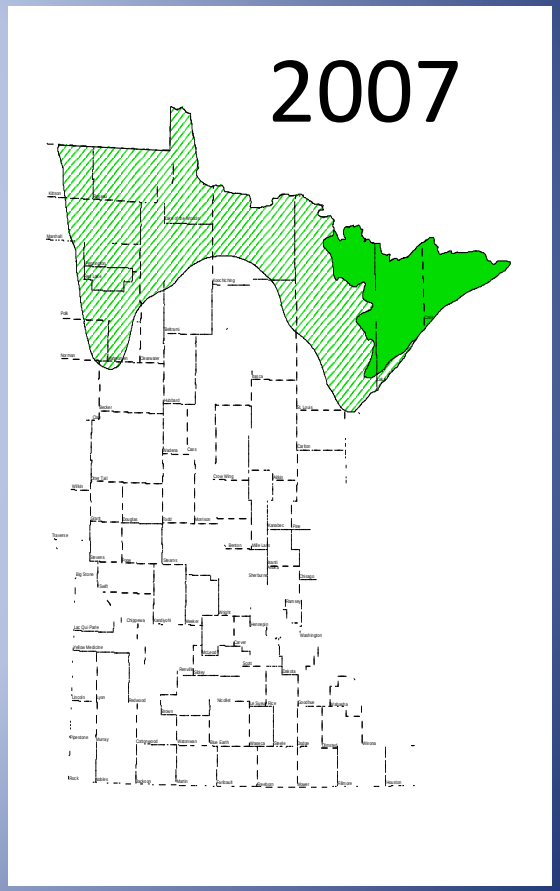

2013 Moose Survey: NE Population Estimate = 2,760

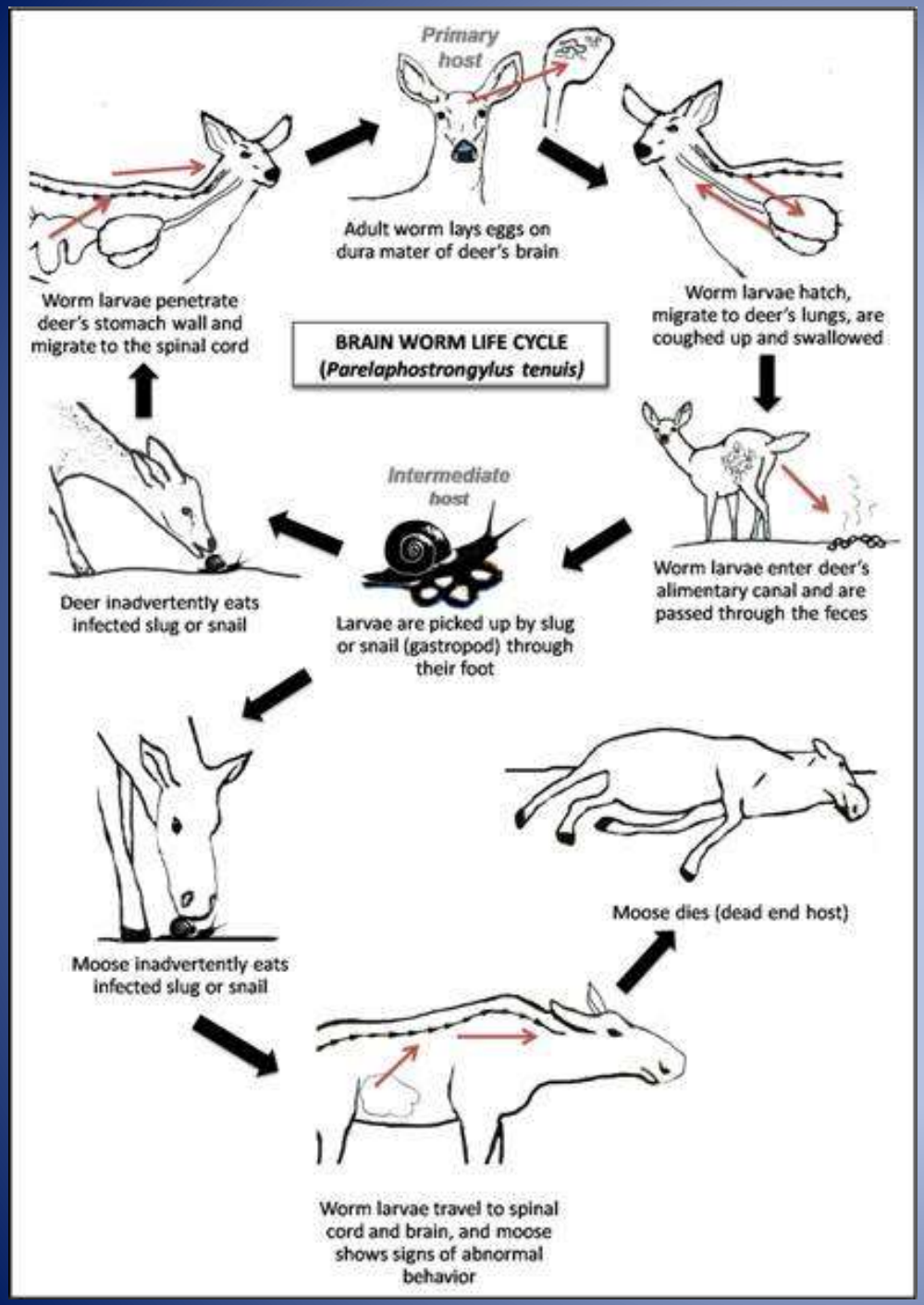

Issues with P. tenuis

- Clear that P. tenuis is a mortality factor of MN moose
  - Serology indicates that some are surviving
- Extremely difficult to diagnose, results difficult to interpret
  - Migration tract vs nematode, chronic vs acute, what does an adult in the meninges mean?

Arrowhead
Viking Hus
SPEED
LIMIT
30
NOV 8 2003

Estimating Wildlife Populations

	Bucks	Does	M Fawn	F Fawn	TOTAL
Pre-hunt population	80	100			180
Hunting mortality	-20	-10			
Post-hunt population	60	90			150
Winter mortality	-20	-25			
Spring population	40	65			105
Reproduction			85	85	
Summer population	40	65	85	85	275
Summer mortality	-2	-4	-40	-40	
Late summer population	38	61	45	45	189
Pre-hunt population	83	106			189

- Population Model (deer)

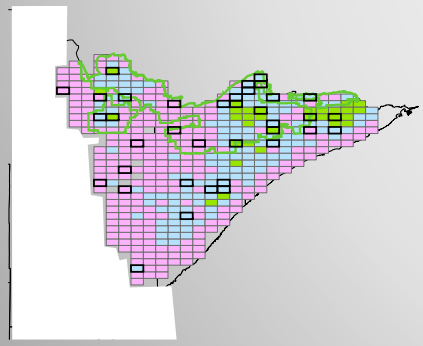

- Population Survey (moose)

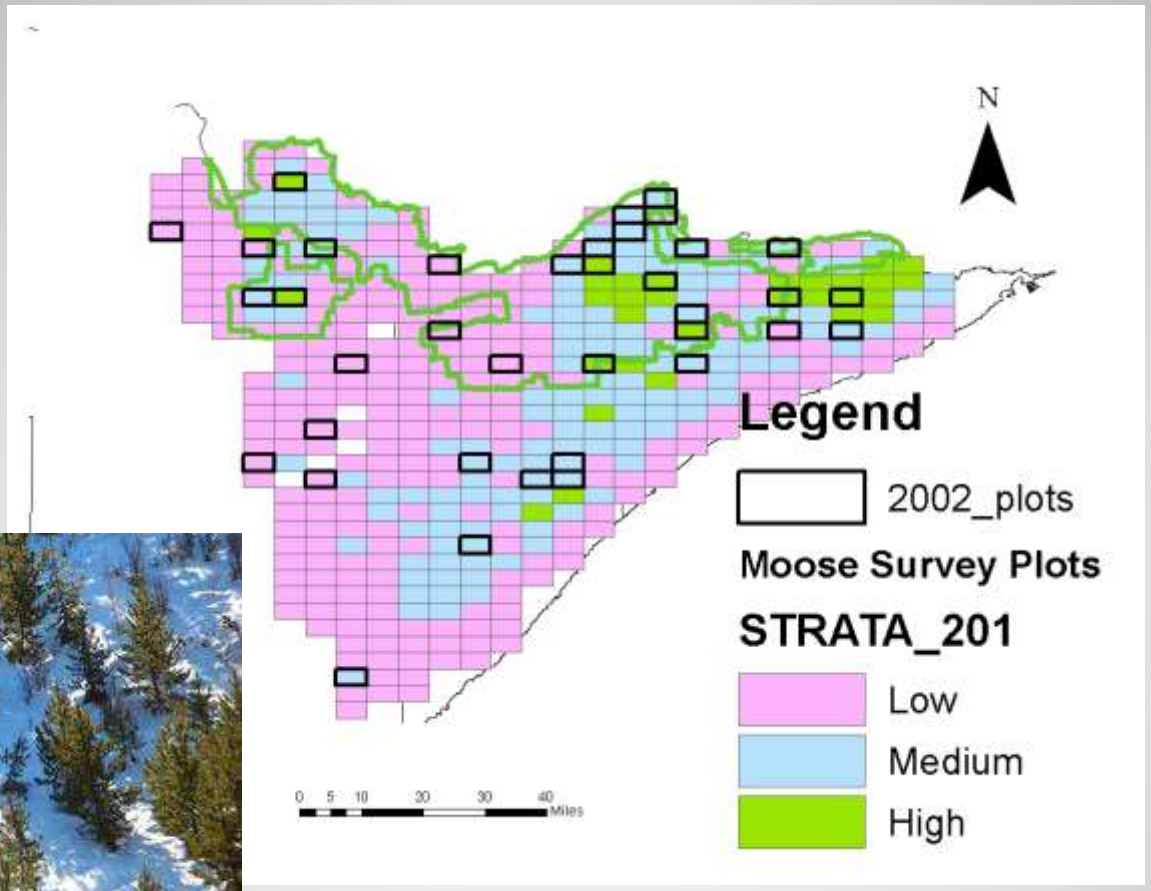

Stratified Random Sampling

	Bucks	Does	M Fawn	F Fawn	TOTAL
Pre-hunt population	80	100			180
Hunting mortality	-20	-10			
Post-hunt population	60	90			150
Winter mortality	-20	-25			
Spring population	40	65			105
Reproduction			85	85	
Summer population	40	65	85	85	275
Summer mortality	-2	-4	-40	-40	
Late summer population	38	61	45	45	189
Pre-hunt population	83	106			189

Deer Population Model

	Bucks	Does	M Fawn	F Fawn	TOTAL
					180
Pre-hunt population	80	100			
Hunting mortality	-20	-10			
Post-hunt population	60	90			150
Winter mortality	-20	-25			
Spring population	40	65			105
Reproduction			85	85	
Summer population	40	65	85	85	275
Summer mortality	-2	-4	-40	-40	
	38				
Late summer population		61	45	45	189
Pre-hunt population	83	106			189

Deer Population Model

	Bucks	Does	M Fawn	F Fawn	TOTAL
					180
Pre-hunt population	80	100			
Hunting mortality	-20	-10			
Post-hunt population	60	90			150
Winter mortality	-20	-25			
Spring population	40	65			105
Reproduction			85	85	
Summer population	40	65	85	85	275
Summer mortality	-2	-4	-40	-40	
	38				
Late summer population		61	45	45	189
Pre-hunt population	83	106			189

Deer Population Model

	Bucks	Does	M Fawn	F Fawn	TOTAL
					180
Pre-hunt population	80	100			
Hunting mortality	-20	-10			
Post-hunt population	60	90			150
Winter mortality	-20	-25			
Spring population	40	65			105
Reproduction			85	85	
Summer population	40	65	85	85	275
Summer mortality	-2	-4	-40	-40	
	38				
Late summer population		61	45	45	189
Pre-hunt population	83	106			189

Deer Population Model

	Bucks	Does	M Fawn	F Fawn	TOTAL
					180
Pre-hunt population	80	100			
Hunting mortality	-20	-10			
Post-hunt population	60	90			150
Winter mortality	-20	-25			
Spring population	40	65			105
Reproduction			85	85	
Summer population	40	65	85	85	275
Summer mortality	-2	-4	-40	-40	
	38				
Late summer population		61	45	45	189
Pre-hunt population	83	106			189

Deer Population Model

	Bucks	Does	M Fawn	F Fawn	TOTAL
					180
Pre-hunt population	80	100			
Hunting mortality	-20	-10			
Post-hunt population	60	90			150
Winter mortality	-20	-25			
Spring population	40	65			105
Reproduction			85	85	
Summer population	40	65	85	85	275
Summer mortality	-2	-4	-40	-40	
	38				
Late summer population		61	45	45	189
Pre-hunt population	83	106			189

Deer Population Model

	Bucks	Does	M Fawn	F Fawn	TOTAL
					180
Pre-hunt population	80	100			
Hunting mortality	-20	-10			
Post-hunt population	60	90			150
Winter mortality	-20	-25			
Spring population	40	65			105
Reproduction			85	85	
Summer population	40	65	85	85	275
Summer mortality	-2	-4	-40	-40	
	38				
Late summer population		61	45	45	189
Pre-hunt population	83	106			189

Deer Population Model

	Bucks	Does	M Fawn	F Fawn	TOTAL
Pre-hunt population	80	100			180
Hunting mortality	-20	-10			
Post-hunt population	60	90			150
Winter mortality	-20	-25			
Spring population	40	65			105
Reproduction			85	85	
Summer population	40	65	85	85	275
Summer mortality	-2	-4	-40	-40	
Late summer population	38	61	45	45	189
Pre-hunt population	83	106			189

Deer Population Model

	Bucks	Does	M Fawn	F Fawn	TOTAL
Pre-hunt population	80	100			180
Hunting mortality	-20	-10			
Post-hunt population	60	90			150
Winter mortality	-20	-25			
Spring population	40	65			105
Reproduction			85	85	
Summer population	40	65	85	85	275
Summer mortality	-2	-4	-40	-40	
Late summer population	38	61	45	45	189
Pre-hunt population	83	106			189

Deer Population Model

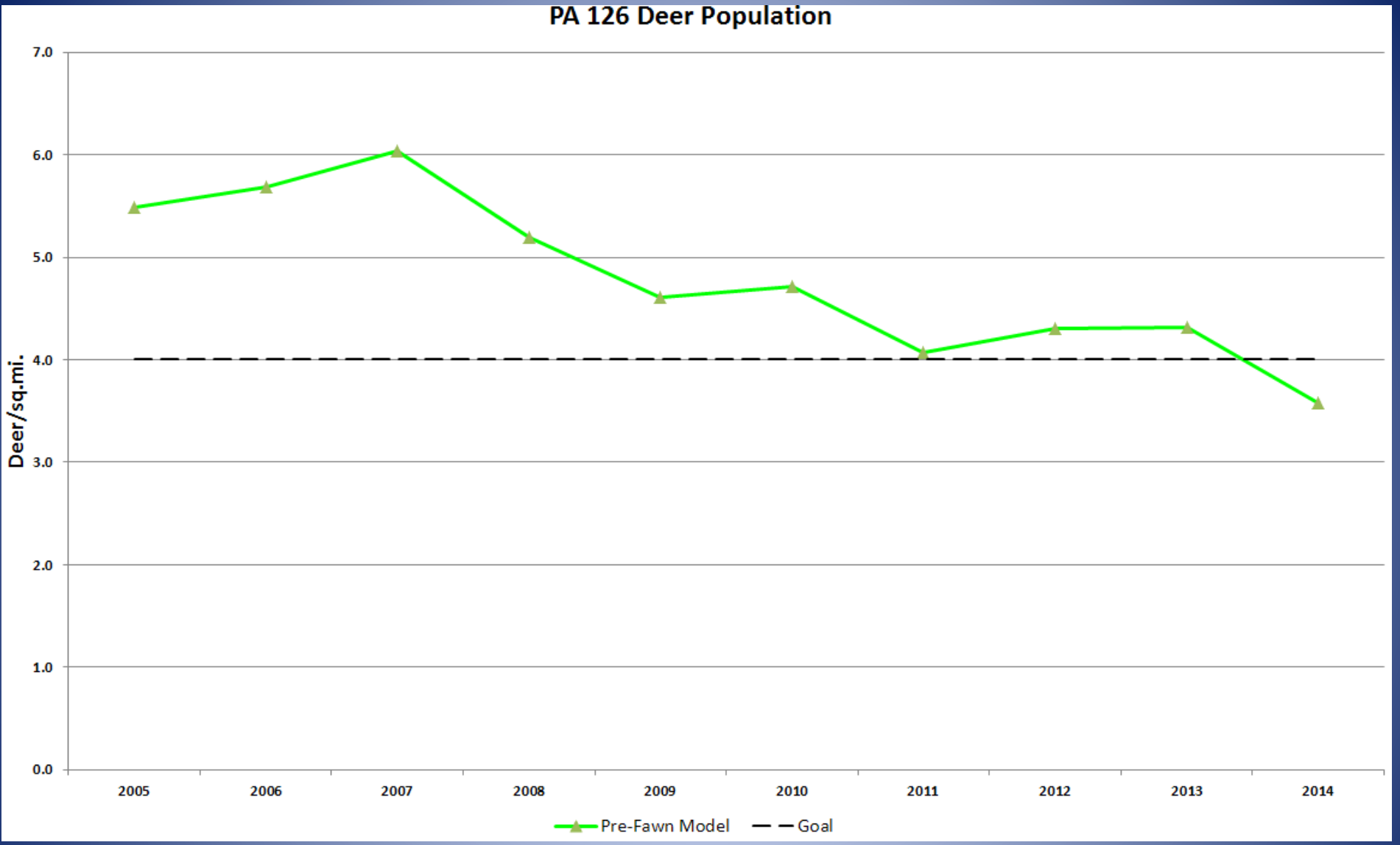
PA 126 Deer Population
7.0
6.0
5.0
4.0
3.0
2.0
1.0
0.0
Deer/sq.mi.
2005
2006
2007
2008
2009
2010
2011
2012
2013
2014
Pre-Fawn Model
Goal

Deer Goal Setting Timeline

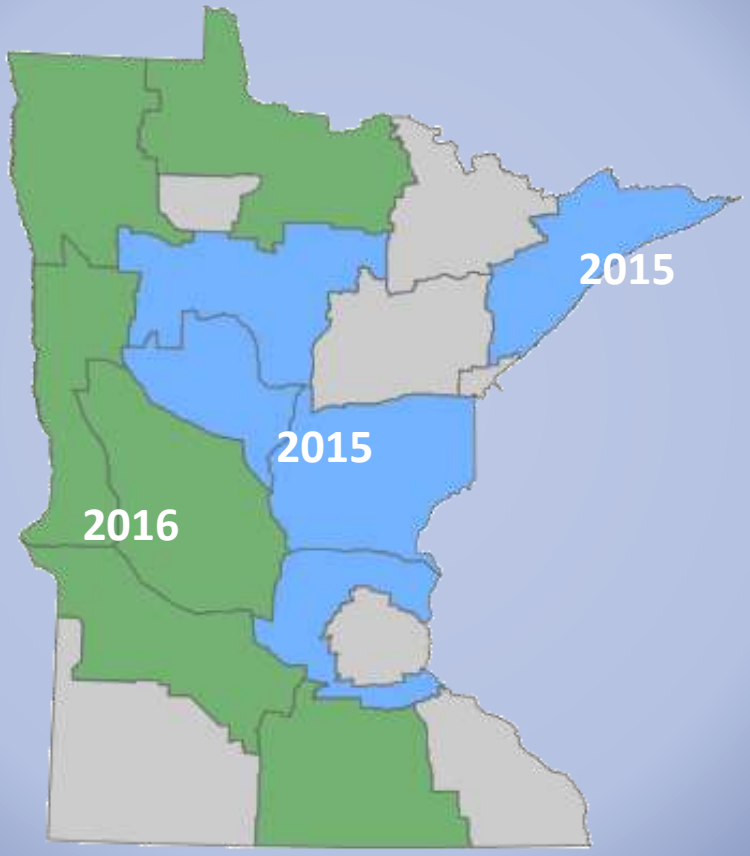

Deer Goal Setting

- 2006 Goal Setting Process
- Hunters, growers and landowners
- Input sought from non-Advisory Team folks.
- Teams named after November 17.
- 3, 5 or 5 meetings
- Will set long-term deer population goal.

Deer Management in Primary Moose Range

- High deer numbers generally translate to increased disease and parasite transmission rates that negatively impact moose survival.
- Balance between deer, moose and landscape.
- Deer feeding program did not occur in moose range.